


Cook County Public Health Healthy Homes Initiative

Presenters: Andrea Tofte

Date: 9/27/2023



Healthy Homes Assessment Report



Project #: _____

Property Owner/Renter: _____

Property Address: _____

Owner/Renter Phone: _____

Date of Assessment: _____

Healthy Homes Specialist

Report Date

COOK COUNTY **Cook County Healthy Homes Initiative**
Cook County Public Health
411 W 5th St.
Grand Marais, MN 55604

What does an assessment look like?

A healthy housing assessment includes a comprehensive look at all areas of your home to determine potential safety hazards, including:

- Mold, moisture, condensation, musty odors, water damage
- Pests
- Trip or fall hazards
- Lighting levels and switch locations
- Accessibility to areas of the home and amenities
- Smoke detectors, CO detectors, fire extinguishers
- Safe storage of chemicals, medications, and weapons



Understanding Your Healthy Homes Assessment Report?

Date of Assessment: _____

Your Healthy Homes Assessment Report Card

This Report Card shows how your home scored in each Hazard Category. You can use this Report Card to prioritize making repairs or changes in your home. We've included educational resources and mitigation resources you may be able to access locally.

Healthy Homes Hazard Category	Your Healthy Homes Score
Damp & Suspect Mold Growth	
Excess Cold and/or Heat	
Asbestos, Silica, & other Man-Made Mineral Fibers (MMF)	
Biocides (pesticides, insecticides, etc.)	
Carbon Monoxide (CO) & Fuel Combustion Products	
Lead	
Radiation (Radon Gas)	
Uncombusted Fuel Gas	
Volatile Organic Compounds (VOCs)	
Crowding & Space	
Lighting	
Domestic Hygiene, Pests, & Refuse	
Personal Hygiene, Sanitation, & Drainage	
Water Supply	
Falling in Baths or Showers	
Falling on Level Surfaces	
Falling on Stairs	
Falling between Levels	
Electrical Hazards	
Fire	
Flames & Hot Surfaces (Burns)	
Collision & Entrapment	
Explosions and Safe Gun Storage	
Position & Operability of Amenities	
Structural Collapse & Falling Elements	

What the Scores Mean	
1 - Fix ASAP	Highest priority
2 - Important to Fix Soon	High priority
3 - Needs Attention	Medium priority
4 - Room for Improvement	Low priority
5 - Good	No issues or very minor issues
0 - Not Assessed	We couldn't assess for this hazard

1. **Purpose:** Identifying hazards in your home
2. **Remember:** All homes have hazards
3. **Action Steps:** Recommendations provided
4. **Feeling Overwhelmed?** Let's Take it step by step
5. **Definition:** What's a Hazard?
6. **Hazard Categories:** Understanding the nature of the risk
7. **Report Sections:**
 - Report Card
 - Kudos
 - Structural Hazards
 - Electrical Hazards



What education and resources are available?

After the assessment is completed, you will receive:

- A full color-coded report on potential hazards to help with prioritization and mitigation
- A list of local resources and service providers
- Educational handouts and materials on the hazards identified in the report
- With your permission, we can provide a connection with other agencies that may be able to assist with mitigation or resources
- Additional resources we can assist with: well testing, radon testing, lead testing, child-proofing checklists, fall prevention/aging at home checklists, hoarding questionnaire, Firewise



Example of Your Healthy Homes Assessment Report?




Property Address: _____ Date of Assessment: _____

Healthy Homes Kudos

We found great things during the Healthy Home Assessment. Kudos! Keep up the good work!
 ➤ **Kudos:** Things you're doing that keep your home healthy and safe.
 ➤ **Why it Matters:** We explain how it helps keep your home healthy and safe.

Kudos & Why They Matter

Photos of Kudos

Kudos:	Humidifier	
Why it Matters:	Having a humidifier in place prevents moisture buildup in the house. Homeowner did note that emptying it can be difficult. Try emptying it more often so it is not that heavy or move it closer to the bathroom so you don't have to carry so far to dump the water.	
Kudos:	Fire	
Why it Matters:	All smoke and CO detectors are in the appropriate places. Occupants are aware of their fire escape plan. The fire extinguisher is in the appropriate location, but it needs to be replaced. A new one will be provided.	
Kudos:	Heat tape	
Why it Matters:	The heat tape in place above the front door will help prevent ice dams from building up at that corner.	
Kudos:	Radon and Well Testing Completed	
Why it Matters:	Completing a Radon Test determines if there are elevated radon levels in your home. Well testing will show if your well water is safe. All results will be reviewed with you once they are received.	



Property Address: _____ Date of Assessment: _____

Healthy Homes Assessment - Home Hazards

➤ **Category:** The Hazard Category (type of hazard) we identified.
 ➤ **Hazard:** Specific Hazards we identified during your Assessment. We explain why it is a hazard. When possible, we include a picture or example.
 ➤ **Action:** Recommendations that can eliminate or reduce the hazard. We explain how this will improve the health and safety of your home.
 ➤ **Box Color:** Indicates the Healthy Homes Score for the Hazard (see Report Card).

Home Hazards & Recommended Action

Photos of Hazards

Category:	Fire	
Hazard:	Smoke detectors are in all the appropriate places.	
Action:	We recommend having at least 1 smoke detector for each level of your home. It is best to have one in each bedroom, outside of sleeping areas, in garages/outbuildings, and away from kitchens and bathrooms. ➤ Test smoke detectors once a month . ➤ Replace smoke detectors every 10 years . ➤ Vacuuming the dust from smoke detectors once a month helps the smoke detector work better. You have a fire escape plan in place, so continue staying familiar with it.	
Category:	Fire	
Hazard:	We found a fire extinguisher in your home, but it needs to be replaced due to rust on the extinguisher.	
Action:	We recommend having at least 1 fire extinguisher in your home. It's best to have one on each floor of the home. Mount the fire extinguisher on the wall at eye level so it's easy to see and easy to access. We recommend having a multipurpose fire extinguisher rated "2A:10-B:C." These are made for all 3 types of fires: regular fires, grease fires, and electrical fires. You can find these at a local hardware store.	




Property Address: _____ Date of Assessment: _____

Healthy Homes Assessment - Structural Hazards

➤ **Category:** The Hazard Category (type of hazard) we identified.
 ➤ **Hazard:** Specific Hazards we identified during your Assessment. We explain why it is a hazard. When possible, we include a picture or example.
 ➤ **Action:** Recommendations that can eliminate or reduce the hazard. We explain how this will improve the health and safety of your home.
 ➤ **Box Color:** Indicates the Healthy Homes Score for the Hazard (see Report Card).

Structural Hazards & Recommended Action

Photos of Hazards

Category:	Falling on stairs	
Hazard:	Front steps do not have a handrail. Falls on uneven surfaces and stairs can cause injury, and access to a sturdy handrail can provide extra stability when navigating uneven surfaces and stairs.	
Action:	Install a handrail on front steps.	
Category:	Falling on stairs	
Hazard:	Step into back door is uneven; the deck on the outside and the floor on the inside are lower than the door threshold which could be a tripping hazard.	
Action:	Build up deck platform and inside the door to level the door threshold with the other elements of the entry door.	
Category:	Falling in Baths or Showers	
Hazard:	Difficulty stepping into the bathtub. Fall prevention is important in home safety.	
Action:	Install grab bars in shower- one on long wall for stability in the shower and one on short wall opposite the toilet for entry/exit.	

COOK COUNTY



MINNESOTA

Additional Information

- At this time, we do not have grant funding to help pay for any potential mitigation, but we are committed to providing evidence-based resources and agencies that can help
- Our agency will be applying for the next grant round. If we are awarded the grant, we may be able to assist with some mitigation costs.



Questions?

**For more information, contact Cook
County Public Health at 218-387-3605**

